

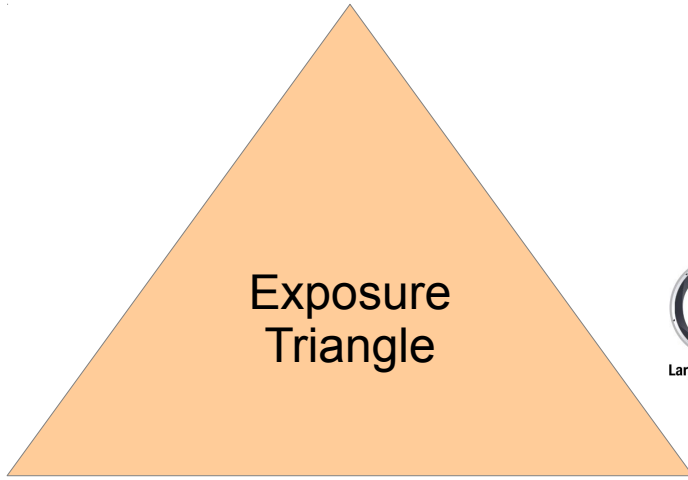
# Exposure Hands-On Lesson:

Meetup.com/stevegandyphotography – stevegandy.com/techclasses


1

ISO

<http://digital-photography-school.com/use-program-mode-set-iso/>



Exposure Triangle



Shutter

Aperture

ISO

Shutter

Aperture

6400

1/60 sec

f / 2.8

3200

1/30 sec

f / 4

1600

1/15 sec

f / 5.6

800

1/8 sec

f / 8

400

1/4 sec

f / 11

200

1/2 sec

f / 16

100

1 sec

f / 22


2 sec

P - Program

A or Av – Aperture Priority – controls DOF

S or Tv – Shutter Priority – used to control motion, of the camera or the subject

M – Manual – photographer controls everything



histograms

W

B